


7. The instructor demonstrated respect for students and their ideas



Statistics	Value
Response Count	1928
Mean	4.50
Median	5.00
Standard Deviation	0.82

8. Overall, the instructor was effective in this course



Statistics	Value
Response Count	1922
Mean	4.21
Median	5.00
Standard Deviation	1.01

1. The course structure, goals and requirements were clear



Statistics	Value
Response Count	1907
Mean	3.96
Median	4.00
Standard Deviation	1.03

2. The materials provided for learning the course content (e.g. handouts, posted material, lab manuals) were clear



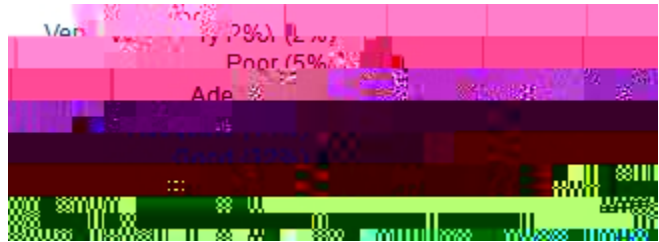
Statistics	Value
Response Count	1903
Mean	4.04
Median	4.00
Standard Deviation	0.99

3. The assigned work helped your understanding of the course content





Statistics	Value
Response Count	1899
Mean	4.05
Median	4.00
Standard Deviation	1.03

4. The course provided opportunities for you to become engaged with the course material, for example through class discussions, group work, student presentations, on-line chat, or experiential learning



Statistics	Value
Response Count	1897
Mean	4.18
Median	4.00
Standard Deviation	0.98



The instructor helped to keep discussions focused, relevant and coherent.



Statistics	Value
Response Count	463
Mean	4.15
Median	4.00
Standard Deviation	1.01

I would take another class from instructor .



Statistics	Value
Response Count	461
Mean	4.17
Median	5.00
Standard Deviation	1.17

The goals for this course were clear and relevant to my learning.




Statistics	Value
Response Count	383
Mean	3.66
Median	4.00
Standard Deviation	1.00

I rate the navigability of the online course materials as



Statistics	Value
Response Count	38
Mean	3.66
Median	4.00
Standard Deviation	0.67



Statistics	Value
Response Count	37
Mean	3.54
Median	4.00
Standard Deviation	0.77



Statistics	Value
Response Count	38
Mean	3.47
Median	4.00
Standard Deviation	0.69

Overall, I would rate my experience in the MACD program so far as



Statistics	Value
Response Count	38
Mean	3.84
Median	4.00
Standard Deviation	0.79

Overall, I would rate my experience in the Co-op program so far as:



Statistics	Value
Response Count	48
Mean	3.94
Median	4.00
Standard Deviation	0.73

Overall, I would rate my experience in the MPA/MADR/ Diploma/Certificate/ Minor so far as:



Statistics	Value
Response Count	50
Mean	3.88
Median	4.00
Standard Deviation	0.66

My Instructor gave time in class to complete this survey.

Options	Count	Percentage
Yes	305	16%
No	554	30%
Does not apply (online course, field course, etc.)	1009	54%